





## **Curb Appeal Lesson Three: Walkways**

### **Student Handouts**

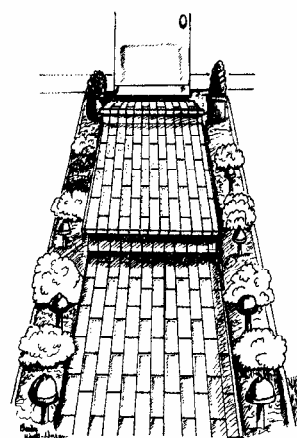
*Building Basics was paid for under an EL Civics grant from the U. S. Department of Education administered by the Virginia Department of Education. It was paid for under the Adult Education and Family Literacy Act of 1998; however, the opinions expressed herein do not necessarily represent the position or policy of the U. S. Department of Education, and no official endorsement by the U. S. Department of Education should be inferred. This document was designed and created by the Virginia Adult Learning Resource Center at Virginia Commonwealth University, 817 West Franklin Street, Suite 221, P.O. Box 842037, Richmond, VA 23284-2020. It may be reproduced for nonprofit, educational purposes only.*




\_\_\_\_\_ Walkway




\_\_\_\_\_ Walkway



\_\_\_\_\_ Walkway




\_\_\_\_\_ Walkway




\_\_\_\_\_ Walkway



\_\_\_\_\_ Walkway



\_\_\_\_\_ Walkway



\_\_\_\_\_ Walkway

## Activity #2: Vocabulary

### Handout A

Unscramble the letters to form a word.

1. vpaer \_\_\_\_\_

2. wwkylaa \_\_\_\_\_

3. nesot \_\_\_\_\_

4. eilt \_\_\_\_\_

5. crkbi \_\_\_\_\_

6. ngiitretlckon \_\_\_\_\_

7. voogder \_\_\_\_\_

8. dsiwekal \_\_\_\_\_

9. hapt \_\_\_\_\_

10. steal \_\_\_\_\_

11. tncocree \_\_\_\_\_

12. doow \_\_\_\_\_

Put the words in alphabetical order:

## Activity #2: Vocabulary

### Handout B



Put the words in the correct order to make a complete sentence.

1. The is sidewalk next to road the .

---

2. walkways Stone nice are .

---

3. Concrete cement made is with .

---

4. Pavers used for pattern herringbone are a .

---

5. Slate thin a material is .

---

6. Mrs. Sun stone a path wants behind house her .

---

Write 3 new sentences using the walkway vocabulary.

1. \_\_\_\_\_

2. \_\_\_\_\_

3. \_\_\_\_\_

### Activity #3: Walkway Conversation

Joe: Hello. I'm Joe. Are you Mrs. Sun?

Mrs. Sun: Yes. Thanks for coming by. I want a walkway.

Joe: OK. Where do you want it built?

Mrs.Sun: Behind the garden and next to the shrubs.

Joe: OK. Do you want a cement or brick walkway?

Mrs. Sun: I want a walkway built with interlocking pavers.

Joe: I will finish the job by Friday.

Mrs. Sun: Thank you.

Joe: You're welcome.